

breezway[®]

THE BREEZWAY IDEAS BOOK





Altair[®]

Louvre Windows

We think that Breezway Louvre Windows are the best type of window available. They're stylish, versatile, energy efficient and totally customisable. We hope that by the time you've finished reading through this brochure, you'll agree with us.

Through this brochure you'll find:

- Ideas on how Altair Louvre Windows can enhance your home,
- Information on the energy efficiency of Altair Louvre Windows and
- Guidance through the various customising options available.

We are available to answer your questions, chat through your needs or suggest a local Breezway window fabricator. So visit our website www.breezway.com.au today for more information.

They don't make louvres like they used to

Louvre windows have changed significantly since we began manufacturing them in the late 1940's, but they are still a practical and stylish window choice.

Key features:

- Open wide to maximise ventilation in comparison to other window types.
- Cyclone tested for wind and water to ensure maximum performance.
- Energy rated to suit various climates.
- Improved options available including keylock, security bar systems or easily fitted security or insect screens.
- Manufactured exclusively from non-corrosive materials.
- Award winning Altair Powerlouvre Window with concealed motors.
- Each window is made to order, allowing the widest choice of customising options.
- The Stronghold System pins louvre blades in place to provide extra strength and safety in areas around the home that require added protection.

breezway[®]

Free air in every room of your home. Keep your home comfortably cool, almost every day of the year, simply by opening it up. **Altair Louvre Windows** help you to create a living space that works with nature rather than against it. Altair Louvres can also be left open in gentle rain and can be cleaned from inside the building (handy for multi-storey homes).

breezway[®]





Altair Louvre Windows in the **lounge room** ought to be compulsory. Okay, we're a little biased about that. But think about it. Is there a better, more stylish way to have complete control of the air flowing through your living area?

breezway

What every **bedroom** needs is a breath of fresh air. And the best way to get lots of fresh air inside is with **Altair Louvre Windows**. Concerned about wind and rain? The patented 'living hinge' design of Altair Louvre Windows ensures that, when fully closed, they seal tight to provide superior wind and water performance.

breezway[®]





Steam is good for locomotives, but not so good in your **bathroom**. Install exhaust fans if you wish, but really, the best option is to include **Altair Louvres** in all your wet areas to let in fresh air and light.

breezway[®]

If you can't stand the heat get some louvres in the **kitchen**. Not only will they allow cool, fresh breezes in but they will get rid of cooking smells and help dissipate the heat of your next hot pot.

breezway[®]





Are you looking to renovate your home or enclose an outdoor area to make it more functional, regardless of what time of year it is? **Altair Louvre Windows** are the new-age, stylish window choice that can also be used to create **extra living space** and extend your outdoor time. Designed for tough Australian conditions, Altair Louvres open fully to allow fresh air in, yet seal tight to ensure protection from the elements.

breezway[®]

Powerlouvre™

Windows



Motor is concealed within the head of the window frame.

Personal jet packs, holidays on the moon, windows that automatically open to cool your home, then close up in conjunction with other household equipment when you leave the house. The first two are still a way in the future, but **Altair® Powerlouvre™ Windows** are available now in heights up to 2.7 metres and 4 metres wide. Powerlouvre Windows can be controlled by the Appvivate Control Unit to ensure a comfortable living environment.



A standard sized, touch sensitive wall switch for easy use. Single touch to fully open, fully close or open to an intermediate position.



Single and dual channel models available. Can operate multiple Powerlouvre Windows for maximum ventilation.



Bluetooth® Smart module to permit control by compatible smartphones and tablets with a range of approximately 10m – 20m.



An in-built temperature sensor allows rooms to be naturally cooled or windows closed automatically to retain warmth when required.



Pre-set timers allow windows to be automatically set to operate in anticipation of the building occupant's daily routine.



'Night mode' allows the brightness of the LED light to be adjusted to minimise potential sleep disruptions.

“An award winning, sleek and elegant solution to electronically control your Altair® Louvre Windows.”



AWA Design Award Winner

Stronghold[®]

System

Altair[®] Louvre Windows with the Stronghold[®] System

are now the logical inclusion when extra strength and safety is required in residential dwellings or balcony enclosures.

The revolutionary Stronghold System mechanically retains glass or aluminium louvre blades. It is the ideal option for windows installed more than two metres above ground level that require fall prevention or any other room within the home where added strength is important to keep your family safe.

Altair Louvres with the Stronghold System optimise ventilation through the entire window opening. Ventilation through other window types is greatly reduced

when their openings are restricted to 125mm to comply with the Fall Prevention requirements of the Building Code of Australia.

The Stronghold System can be screened, and offers privacy options when using aluminium blades. This is well suited to wintergarden applications by enclosing balconies or outdoor areas to make the most of extra living space. Occupants can enjoy the winter sun in a protected spot or take advantage of fresh breezes.



The pin secures the blade to the bearing and clip from inside.

Maximises natural ventilation where windows require fall prevention or extra strength.



Easyscreen™

Window System

The Breezway **Easyscreen™ Window System** is an aluminium framing option that offers external screening for **Altair® Louvres**. It provides homeowners the option to include insect or security screens to the outside of their louvres which can deter bugs or intruders from entering the home.



The Easyscreen Window System is built for strength and durability. It is the recommended option for installation into bushfire prone areas by using an external certified screen to protect your home if needed. Powerlouvre or manual control options are available.

An aluminium framing system suitable for **OUTSIDE** screen applications.



Innoscreen®

Window System

The **Innoscreen® Window System** is an aluminium window frame with provision for a screen to the inside of the window. It is the ideal framing option for those who want to screen their home but keep that 'louvre look' and optimise the external aesthetics of the home.



The Innoscreen Window System is also built for long life durability and is available with the Powerlouvre or manual control with the inside screen slide handle. The System allows for screens to be easily removed and cleaned from inside the home.

An aluminium framing system suitable for **INTERNAL** screen applications.



SL2[®]

Window System

Featuring modern architectural lines, the **SL2[®] Altair[®] Louvre Window System** has been developed to suit narrow frame applications or installation into concrete block construction when screening is not required.



The SL2 Window System is a great option for installation near doorways or in internal walls to allow fresh air to circulate throughout the house and encourage better breeze-paths to keep your home feeling comfortable. By using timber, aluminium or frosted glass blades you can provide privacy and the tight sealing of Altair Louvres means that conversations can remain private.

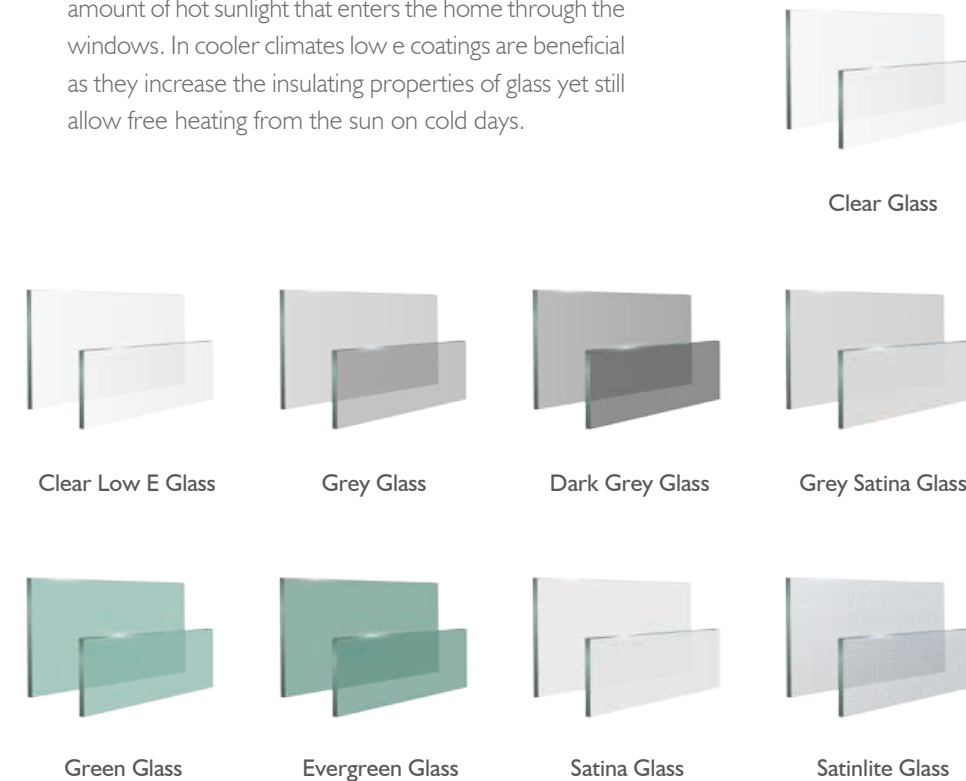
An aluminium framing system suitable for **NARROW** frame applications.

Glazing

Glass Options

Altair[®] Louvre Windows have a wide variety of **glazing options** to suit various climatic conditions.

In warm climates a primary consideration is to reduce the amount of hot sunlight that enters the home through the windows. In cooler climates low e coatings are beneficial as they increase the insulating properties of glass yet still allow free heating from the sun on cold days.



With **EVERGREEN GLASS** your view is tinted while reducing heat and glare.




Selection Guide

Breezway Louvre Windows are available from your local window fabricator. This selection process will help your Breezway Louvre Windows be custom manufactured to suit your individual needs. Just follow these 7 simple steps.

STEP 1 FRAME

When selecting your frame think about the design, colours, maintenance level and energy requirements of your home. There is a wide selection of frame colours to choose from, with options to suit varied applications. Ask your Breezway window fabricator to show you the choices available.



Aluminium

Aluminium frames are low maintenance and can be powder coated in many colours or simply anodised.



Timber

Timber frames create a warm feeling when used throughout your home. Timber conducts very little heat, making it an energy efficient option.



Mesh Screens

Insect and security screens can be fitted to the outside or inside of Breezway Window Systems. Speak to your fabricator for other compatible systems.


STEP 2 DESIGN

Breezway offers a range of sizes and shapes to provide greater flexibility within the home. Altair Louvres can also be used within internal walls as room dividers to improve cross ventilation and building comfort through better airflow.




STEP 3 BLADE TYPE

With Altair Louvre Windows you can choose blades that best suit the window's function. i.e. maximising views, letting in/reducing sunlight, reducing glare, gaining privacy or creating your own design style.



Added strength & safety

Altair Louvres with the Stronghold System mechanically retain glass and aluminium blades so you can gain the benefits of full ventilation and safety.



The pin secures the blade to the bearing and clip from inside.



Timber

Let the breeze in and create privacy while reducing the amount of heat passing through the window.



Aluminium

Low maintenance, can't rust and never needs painting. Offered in a large variety of powder coats including decowood.



Glass

Clear, obscure, or tinted blades available for enhanced views and energy efficiency.




High Performance Aluminium Finishes

For harsh coastal or industrial environments, aluminium blades with high performance, extended warranty finishes are recommended.

STEP 4 CONTROL

Whether you prefer pulling a handle, pushing a button or operating an App, Breezway has a louvre window perfect for you. Handle positions can be varied depending on the frame type for each individual requirement.



Powerlouvre
Motors concealed within the head of the frame.



Apptivate
Bluetooth compatible with in-built temperate and timer.



Standard
Fit the contours of the human hand for easy use.



Low Profile
For installation within some bi-fold and sliding doors.



Innoscreen
Operate louvres when an inside screen is installed.



Ring Pull
For out-of-reach applications operated by a map rod.

STEP 5 COLOUR

Breezway offers an extensive range of colours for Altair Louvre Windows, many of which can be colour matched to your handles and clips. We also offer high performance paint finishes depending on the atmospheric conditions of your building (e.g. coastal environments).




STEP 6 BARRIER OPTIONS



Keylocks
Keylocks can be installed on your Louvre Windows for added security.



Security Bars
Security bars are available to fit 152mm blade heights making your home even more secure.



Screens
Insect or security screens are available to further protect your building from insects or vandals.

Altair® Louvre Window Standard Heights

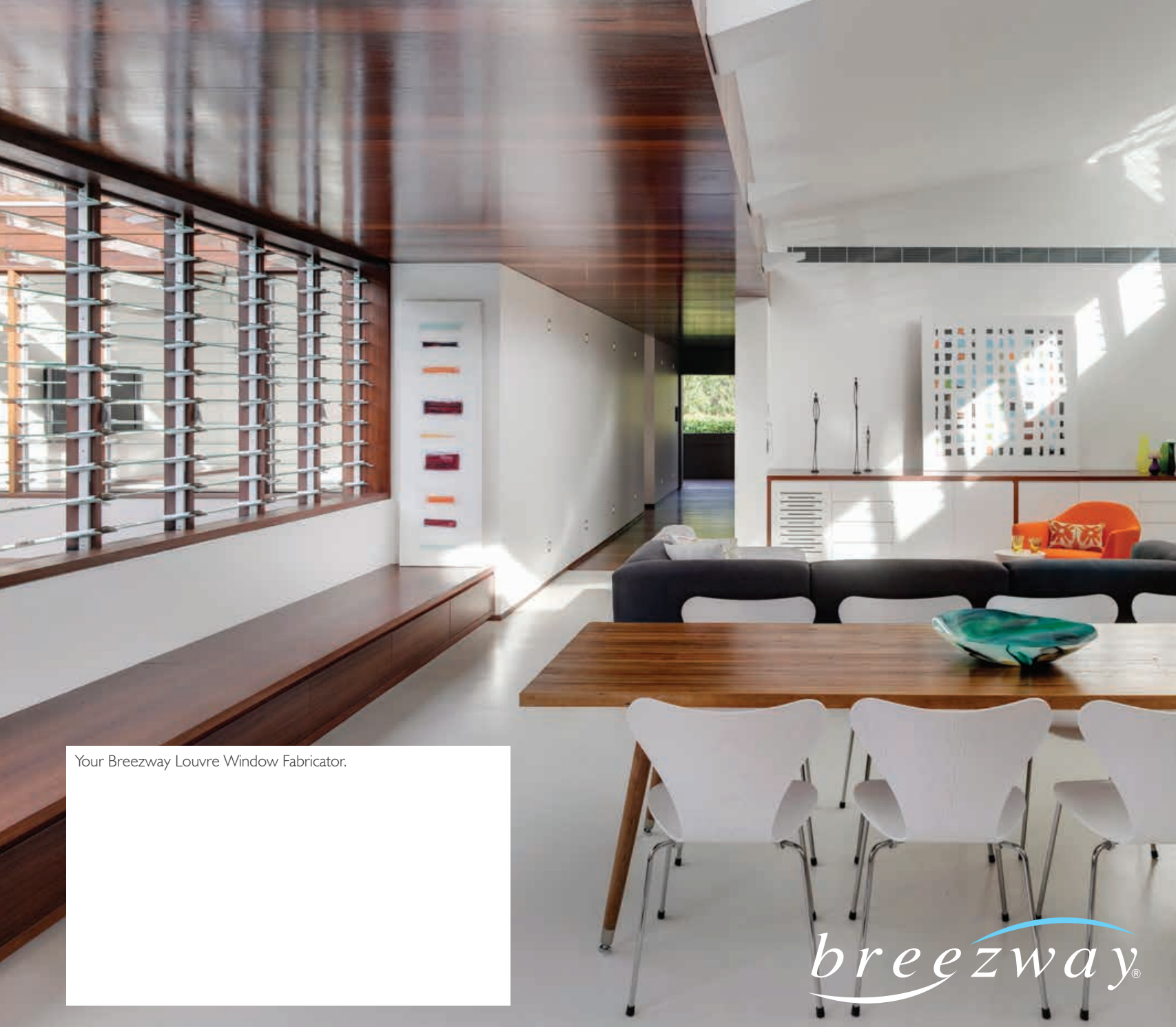
This chart indicates standard window heights corresponding to the number of full blades used in standard Breezway Louvre Window frames. For window heights differing from our standard dimensions, a fixed blade can be added to accommodate the difference.

* For gallery height only, subtract 10mm from these standard heights.

■ For Powerlouvre™ Standard heights

	Easyscreen™ Window System heights (Screens fitted to outside of frame)		Innoscreen® Window System heights (Screens fitted to inside of frame)		SL2® Window System heights		Galleries/Strip Hardware only including Weatherstrip*	
	All dimensions are in millimeters (mm)							
No. of Blades	Height 152mm	Height 102mm	Height 152mm	Height 102mm	Height 152mm	Height 102mm	Height 152mm	Height 102mm
2	371	-	380	-	358	-	330	-
3	511	361	520	370	498	348	470	320
4	651	451	660	460	638	438	610	410
5	791	541	800	550	778	528	750	500
6	931	631	940	640	918	618	890	590
7	1071	721	1080	730	1058	708	1030	680
8	1211	811	1220	820	1198	798	1170	770
9	1351	901	1360	910	1338	888	1310	860
10	1491	991	1500	1000	1478	978	1450	950
11	1631	1081	1640	1090	1618	1068	1590	1040
12	1771	1171	1780	1180	1758	1158	1730	1130
13	1911	1261	1920	1270	1898	1248	1870	1220
14	2051	1351	2060	1360	2038	1338	2010	1310
15	2191	1441	2200	1450	2178	1428	2150	1400
16	2331	1531	2340	1540	2318	1518	2290	1490
17	2471	1621	2480	1630	2458	1608	2430	1580
18	2611	1711	2620	1720	2598	1698	2570	1670
19	2751	1801	2760	1810	2738	1788	2710	1760
20	2891	1891	2900	1900	2878	1878	2850	1850
21	3031	1981	3040	1990	3018	1968	2990	1940
22	-	2071	-	2080	-	2058	-	2030
23	-	2161	-	2170	-	2148	-	2120
24	-	2251	-	2260	-	2238	-	2210
25	-	2341	-	2350	-	2328	-	2300
26	-	2431	-	2440	-	2418	-	2390
27	-	2521	-	2530	-	2508	-	2480
28	-	2611	-	2620	-	2598	-	2570
29	-	2701	-	2710	-	2688	-	2660
30	-	2791	-	2800	-	2778	-	2750
31	-	2881	-	2890	-	2868	-	2840
32	-	2971	-	2980	-	2958	-	2930
33	-	3061	-	3070	-	3048	-	3020

Thanks to Shaun Lockyer Architects, Aperture Photography, Annabelle Chapman Architect, DM2 Architects, Paul Smith Images, CplusC Architectural Workshop, Murray Fredericks, Civic Steel Homes, Chris Clout Design, Blue Fish Imaging, Neil Cowrie Architect and Acom Photo.



Your Breezway Louvre Window Fabricator.

Australia

Breezway Head Office
35 Cambridge Street
Coorparoo QLD 4151
ABN 24 081 897 823
Telephone: +61 7 3847 0500
1800 777 758 (from within Australia)
Facsimile: +61 7 3397 8643
Email: designassist@breezway.com.au
Website: www.breezway.com.au

Darwin Service Centre

Rear building #5, 31 Albatross St
Winnellie NT 0821
Telephone: 08 8947 3570
Facsimile: 08 8947 3571

Perth Service Centre

1/18 Colin Jamieson Drive
Welshpool WA 6106
Telephone: 08 9458 4884
Facsimile: 08 9458 8872

Townsville Service Centre

5/45 Keane Street
Currajong QLD 4812
Telephone: 07 4775 6777
Facsimile: 07 4775 4677

Malaysia

No. 39 Jalan Wawasan 3/KU 7
Sungai Kapar Indah
42200 Klang
Selangor Darul Ehsan
Malaysia
601783-T
Telephone: +60 3 3291 4885
Facsimile: +60 3 3291 9887
Email: malaysiasales@breezway.com

Hawaii

99-1451 Koaha Place, Suite 1
AIEA, Hawaii 96701
Telephone: 808 484 5999
Facsimile: 808 484 5959
Email: hawaiisales@breezway.com



Copyright and trademarks (Breezway®, Altair®, Stronghold®, Powerlouvre™, Easyscreen™, Apptivate®, Innoscreen®) are owned by the Breezway Group of Companies April 2017. Apple and the Apple logo are trademarks of Apple Inc., registered in the U.S. and other countries.